

# Snapy

[www.snapy.de](http://www.snapy.de)

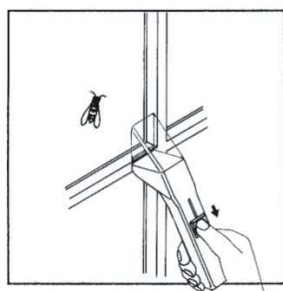
## Product description

Snapy consists from a handhold with a slide button, catching hood and lock. Snapy is used one-handed. To capture an insect, open the catch hood by retracting the slider button, carefully place the catch hood over the insect (take special care with flies) and gently close the slider by advancing the slider button forwards. Now you can safely transport the captured insect outside and release it without harm. No more wild chases with towels, rolled newspapers and the such like, and no more squashed insects on the wallpaper or carpets.

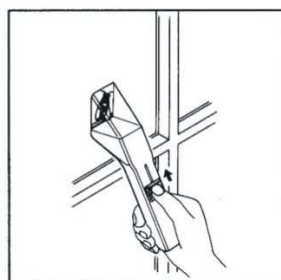
With Snapy it is easy to capture and safely remove insects from your home. Children also can have a lot of fun with Snapy. They can capture and investigate spiders and insects and release them afterwards unharmed. In this way they gain a closer look at some of Nature's most interesting creatures.

It makes environmental sense: you do not need to kill insects and spiders, and avoid the use of poison.

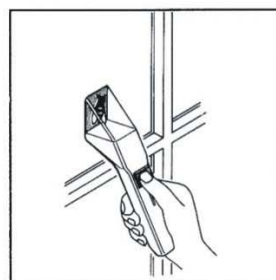
The gadget consists of recycled plastic



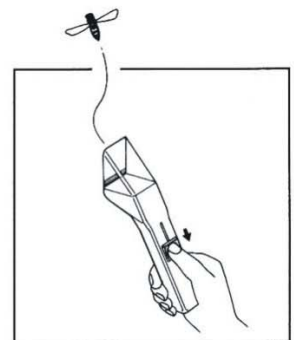
*Open the slider*



*Place over the insect*



*Close the slider*



*Release the insect*

